

NEW RENAULT KWID

you'll know you've arrived



you'll know you've arrived

Welcome to the world of the New Renault Kwid which features a host of new styling, design and safety features. The New Kwid becomes more modern and assertive; the new front fascia exudes a sense of aggression which is nowhere to be found amongst its competition. The Kwid's sleek style is underlined by new Signature Ornate Lighting. The SUV-styled headlamps and silver streak LED DRLs create a striking impression. At the rear, tail lamps with LED light guides leave a distinct trail.

The exterior design is further enhanced with the new boomerang shaped sculpted roof with arching roof rails. The stylish new grille and its imposing front adds prominence to the Kwid's renowned SUV-look, while the new 14" multi-spoke wheels with a high 180mm ground clearance further accentuate the SUV stance. The New Kwid also comes with SUV-styled skid plates that prevent damage to the under body on rough terrain, ensuring a hassle-free drive and complete peace-of-mind.

Go ahead, make it happen.





Features and images may vary and be optional depending on model, and are subject to change without notice.



Features and images may vary and be optional depending on model, and are subject to change without notice.



style that speaks for itself

The New Renault Kwid is built to stand out.

Announce your arrival. Let the world take notice. Be the centre of attention. The New Renault Kwid awaits you. Get behind the wheel and make a statement. The New Kwid is now even bolder, more stylish and loaded with features like never before.

With enhanced SUV-inspired design details and next-gen technology, the New Kwid pushes the boundaries in style, design and technology. Its signature lighting brings a new dimension to the car's pronounced exterior, while the stylish new grille and the muscular 14" Volcano Grey multi-spoke wheels elevate its imposing stance.

The impressive interior further complements the striking exterior, making the New Kwid a style icon inside and out. The New Kwid's design strategy symbolises dynamic performance, robust strength and a taste for adventure. Its muscular and tough appearance enhances the SUV-inspired stance, which offers a high driving position and greater visibility, making it ideal for zipping around in urban traffic or cruising down the open highway.

the next level of comfort and convenience

Discover comfort and convenience like never before in the New Renault Kwid.

The new dashboard gives a quality and sportier design impression, while the chrome finishes in the interior make it more premium. The digital instrument cluster and piano black centre fascia with chrome surround harmoniously house the centrally-positioned new 8" MediaNav[®] Evolution system creating a contemporary high-quality feel that combines style and practicality.

A surprisingly roomy interior that comfortably seats 5 is complemented by a host of convenient features. The adaptable ergonomic seats with bolster support offer superior comfort and a high driving position for better visibility, while the electric power steering makes driving a breeze. Power assisted windows offer convenience at your fingertips while the powerful aircon makes every drive a pleasure.

The cabin space is optimised with ample storage spaces including a mobile and wallet storage in the front console, a new glove box, a parcel shelf and bottle holders within the front doors. Be it a short drive or a long journey, now every trip with the New Kwid is even more convenient with front and rear power sockets, front and rear power windows and a new fast USB charger. New Kwid also features a first-in-class rear armrest* for unparalleled comfort.




Features and images may vary and be optional depending on model, and are subject to change without notice. *Available on Climber version only.



technology that keeps you ahead

The latest Kwid is future-ready. It features a fully digital instrument cluster with LED illumination and sportier graphics. The digital tachometer and gear shift indicator assist in driving at an optimum speed for better fuel efficiency, while the on-board computer keeps the driver informed about relevant driving-related info-like fuel consumption, average speed and distance to empty.

The best-in-class 8" touchscreen MediaNav[®] Evolution takes infotainment to the next level with Apple CarPlay, Android Auto, Video Playback and Voice Recognition. Furthermore, the floor console mounted AMT Dial with three modes is designed to make driving effortless, while the best-in-class Reverse Parking Camera with guidelines helps you park even in the tightest spots.



Features and images may vary and be optional depending on model, and are subject to change without notice.





be more vibrant

Get ready to steal the limelight with the New Renault Kwid Climber. Sporting vibrant body colours with orange accents, this car brings you a bold combination of style and excitement.

Its robust appeal is enhanced with the Climber insignia and protection cladding on the doors, two-tone exterior mirrors and rugged bumper over-riders. The 6-spoke wheels and arching roof rails with orange details make it look sportier.

The New Kwid Climber's eye-catching interior complements its stylish exterior. The piano black centre fascia with orange contours seamlessly blends with the upholstery inscribed with the Climber insignia. The vibrant orange accents continue on the door trims, side air vents and extend to the two-tone gear knob as well. The 3-spoke steering wheel features unique orange perforations. The sporty contoured seats with integrated headrests add to the car's uncompromised comfort.

The New Kwid will now be available in the unique turquoise colour, Zanskar Blue which enhances its assertive stance.



Features and images may vary and be optional depending on model, and are subject to change without notice.

driving innovation

The Renault Kwid AMT features Easy-R Technology – a revolutionary 5-speed AMT.


The centre console mounted AMT Dial has three modes – Reverse, Neutral and Drive – and is designed for effortless driving.

An advanced control unit automatically optimises gear shifting in accordance with driving conditions for smooth and regular acceleration.

Now enjoy a clutch-free driving experience and get ready to drive the future.



Features and images may vary and be optional depending on model, and are subject to change without notice.



safety above all


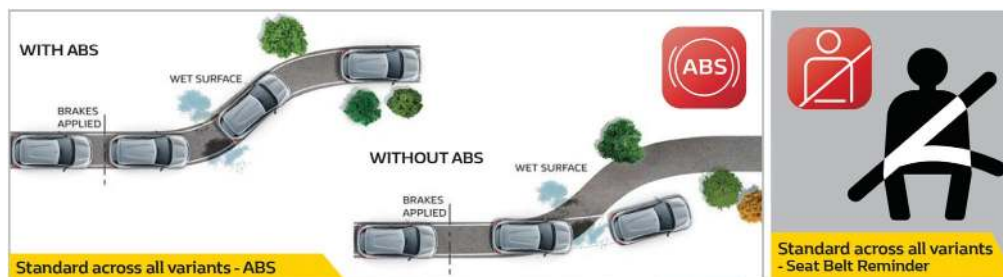
The Renault Kwid comes powered with a 1.0 litre SCe engine that makes driving smooth and engaging. The high-tech engine has been carefully crafted to deliver power, acceleration and great fuel efficiency from only 4.4L/100km*.

The high ground clearance further accentuates the SUV stance of the New Kwid.

When it comes to safety there are no half-measures.

New Renault Kwid is well equipped, with front disc brakes, ABS & EBD to ensure a safe drive in all weather conditions and on different road surfaces.

Passive safety features like Pro-Sense seat belts, dual airbags, reverse parking sensors and central locking system gives you the assurance of safety throughout your journey.



* Fuel consumption and CO₂ emissions are certified using a standard, regulated method.

ergo smart cabin

The New Renault Kwid's spacious interiors offer a best-in-class boot space of 279 litres expandable up to a massive 620 litres. The spacious Ergo Smart cabin is designed for more comfort with thoughtful 4-way adjustable front seats.

The New Kwid's interiors are made to grab your attention. Go ahead, let style take the front seat.





Features and images may vary and be optional depending on model, and are subject to change without notice.

creative workshop

EXPRESSION



Expression exterior design



Digital instrument cluster



279 litres boot space

Exterior Design

- Bold structured front grille
- SUV styled headlamps with Silver Streak LED DRLs
- Wheel arch cladding
- Side indicator on wheel cladding
- Coloured exterior rearview mirrors
- Silver/metallic grey wheel covers
- Integrated roof spoiler
- 14" Wheels

Interior

- Digital instrument cluster
- Sporty steering wheel with piano black accent
- Steering wheel leather wrap insert
- Centre fascia with satin silver contour
- Central air vents
- Side air vents with contour finish
- Floor console with 2 can holders

Safety

- Airbag - Driver and front passenger
- ABS and EBD
- Rear park distance sensors
- High safety Pro-Sense front seat belts
- Seat belt reminder
- Front & rear seat belts
- High mounted brake light
- Engine immobiliser
- Spare wheel

Comfort and Convenience

- Electric power steering
- Front power windows
- Heater
- Air conditioner
- Open storage in front of the passenger seat
- Lower glove box

- Door storage with 1 litre bottle holder (driver/front passenger)
- Auto on/off cabin light
- Front seats : recline & longitudinal adjust
- Gear shift indicator
- On-board trip computer

Multimedia and Technology

- Single DIN Radio with FM/AM tuner, Bluetooth® audio streaming and hands-free calls
- USB port
- AUX-in port
- 12V power socket front

Options

- Metallic paint

creative workshop

DYNAMIQUE



Interior environment



Champion red upholstery



Parking camera

Dynamique = Expression +

Exterior Design

- Coloured exterior rearview mirrors

Interior

- Piano black centre fascia with chrome contour
- Black, Grey and Champion Red upholstery

Comfort and Convenience

- Chrome detail on ventilation knobs
- On-board trip computer
- Upper glove box
- Cabin lighting with timer & fade out
- Front & rear power windows
- Electric adjustable exterior mirrors
- 12V socket front & rear

Multimedia and Technology

- 8" Multimedia touchscreen, FM/AM tuner, Bluetooth® audio streaming and hands-free calls and vehicle applications
- Smartphone replication with Apple CarPlay® and Android Auto®
- Rear parking sensors
- Reversing camera
- Apple device connectivity compatible
- USB port with Fast Charge
- AUX-in port

Options

- Metallic paint

creative workshop

CLIMBER



Interior environment



Orange energy upholstery



Climber front bumper detailing

Climber = Dynamique +

Exterior Design

- Orange side indicator on wheel cladding
- Climber Pack: 14" Volcano Grey multi-spoke wheels, arching roof rails with sporty inserts, SUV-styled front & rear skid plates with sporty orange inserts, Climber insignia on front doors.

Interior

- Sporty steering wheel with orange detailing and Climber insignia
- Orange energy upholstery with Climber insignia
- Two-tone orange gear knob
- Side air vents with orange contour
- Orange door trim accents

Options

- Metallic paint

freewheel: Vehicle specifications

ENGINE	EXPRESSION	DYNAMIQUE	AMT AUTO (EXP-DYN-CLIMBER)	CLIMBER
Fuel	Unleaded	Unleaded	Unleaded	Unleaded
Engine type	Indirect injection	Indirect injection	Indirect injection	Indirect injection
Capacity (cm³)	999	999	999	999
Number of cylinders/valves	3/12	3/12	3/12	3/12
Max. power (kW)	50	50	50	50
Max. power rating (rpm)	5,500	5,500	5,500	5,500
Peak torque (Nm)	91	91	91	91
Peak torque rating (rpm)	4,250	4,250	4,250	4,250
Catalytic converter	Standard	Standard	Standard	Standard
GEARBOX				
Type	Manual	Manual	Automatic AMT	Manual
Number of gears	5	5	5	5
BRAKES AND SUSPENSION				
Front brakes	Disc			
Rear brakes	Drum			
Front suspension	Mac Pherson strut with lower transverse link			
Rear suspension	Twist beam suspension with coil spring			
STEERING				
Type	Electric power-assisted steering			
Number of turns lock to lock	3.3			
WHEELS AND TYRES				
Wheel and tyre size	14" 165/70 R14			
PERFORMANCE				
Top speed (km/h)	152	152	152	152
CONSUMPTION AND EMISSIONS*				
Urban cycle (L/100 km)	5.9	5.9	5.1	5.9
Extra Urban cycle (L/100 km)	4.1	4.1	4.0	4.1
Combined cycle (L/100 km)	4.7	4.7	4.4	4.7
Emissions CO ₂ mixed cycle (g/km)	112	112	104	112
Fuel tank capacity (L)	28	28	28	28
WEIGHT(KG)				
Tare weight (excluding driver)	736	741	759	758
Gross vehicle mass (GVM)	1168	1168	1169	1168
Gross front axle mass	640	640	640	640
Gross rear axle mass	642	642	642	642
Gross combined mass (GCM)	1168	1168	1169	1168

* Fuel consumption and CO₂ emissions are certified using a standard, regulated method. It is identical for all manufacturers and allows vehicles to be compared.
Fuel consumption in actual usage depends on the vehicle's usage conditions and equipment and the driver's driving style.

equipment & options

	EXPRESSION	DYNAMIQUE	CLIMBER
SAFETY AND SECURITY			
Airbag - Driver & front passenger	•	•	•
High safety Pro-Sense front seat belts	•	•	•
ABS + EBD	•	•	•
Rear Park Distance Sensors - Ultra Sonic	•	•	•
Reverse parking camera with guidelines	–	•	•
Seat belt reminder	•	•	•
Front and rear seat belts	•	•	•
High mounted brake light	•	•	•
Engine immobiliser	•	•	•
Spare wheel	•	•	•
EXTERIOR			
Metallic paint	o	o	o
New stylish front grille	•	•	•
SUV-styled headlamps with Silver Streak LED DRLs	•	•	•
Tail lamps with LED light guides	•	•	•
Body coloured bumpers	•	•	•
Wheel arch cladding	•	•	•
Clear side indicator on wheel cladding	•	•	–
Orange side indicator on wheel cladding	–	–	•
Coloured exterior rearview mirrors	•	•	•
Integrated roof spoiler	•	•	•
14" Silver/metallic Dark Metal wheel covers	•	•	–
Climber Pack: 14" Volcano Grey multi-spoke wheels, arching roof rails with sporty inserts, SUV-styled front & rear skid plates with sporty orange inserts, Climber insignia on front doors	–	–	•
INTERIOR			
Ergo Smart Cabin	•	•	•
Sporty Steering Wheel with piano black accent	•	•	–
Sporty Steering Wheel with orange detailing and Climber insignia	–	–	•
Stylish Dashboard	•	•	•
Central air vents	Plain	With Chrome knobs	With Chrome knobs
Side air vents with contour finish	Plain	Chrome	Chrome
Digital Instrument cluster with LED illumination	•	•	•
Front Seats : Premium contoured seats with integrated headrest	•	•	•
Rear Seats : Foldable backrest with integrated neck rest	•	•	•
Upholstery	Black & grey	Crossway Black, red, grey	Striped embossing sporty orange, white, black

Standard • Not Available - Optional o


Features and images may vary and be optional depending on model, and are subject to change without notice.

equipment & options

	EXPRESSION	DYNAMIQUE	CLIMBER
COMFORT			
Electric power steering	•	•	•
Front power windows	•	•	•
Rear power windows	–	•	•
Air conditioner & Heater	•	•	•
Chrome detail on ventilation knobs	•	•	•
On-board trip computer	•	•	•
Lower glove box	•	•	•
Door storage with 1 litre bottle holder (driver/front passenger)	•	•	•
Mobile and wallet storage in front console	•	•	•
Boot space 279 litres expandable up to 620 litres	•	•	•
Cabin lighting with timer & fade out (on/door/off)	•	•	•
Front seats : recline & longitudinal adjust	•	•	•
Sunvisor on passenger side	•	•	•
Gear shift indicator	•	•	•
Fuel lid & Tailgate inner release from driver side	•	•	•
MULTIMEDIA AND SMART TECHNOLOGY			
8" Touchscreen MediaNav Evolution, FM/AM tuner, Bluetooth® audio streaming and hands-free calls and vehicle applications	–	•	•
Single DIN Radio with FM/AM tuner, Bluetooth® audio streaming and hands-free calls	•	–	–
Smartphone replication with Apple CarPlay® / Android Auto™	–	•	•
Front speakers (x2)	•	•	•
Antenna	•	•	•
AUX-in port	•	•	•
USB port	•	•	•
USB Fast Charger (2.4A)	–	•	•
12V power socket (front)	•	•	•
12V power socket (rear)	–	•	•
SERVICE AND WARRANTY			
5 Year / 150 000km mechanical warranty	•	•	•
6 Year anti-corrosion warranty	•	•	•
15 000km service intervals	•	•	•

Standard • Not Available - Optional ◦

accessories





01 Headlight Buzzer

Lights on warning buzzer.

2000002388

02 Rear PDC

Rear Parking sensors give you the assurance of added safety while manoeuvring into tight spots.

2000002386

03 Motion Lock

Locking of doors as vehicle drives off.

2000002385


04 Front Grille Chrome Garnish

8201730875

05 Rear Spoiler

Adds a touch of flair to the car's rear and enhances the car's performance.

7711567989



accessories

ADVENTURE PACK



01 Wind Deflector with Chrome

Enhances the exterior's appeal while protecting from rain and wind while driving with window partially down.

8201730873

02 Roof Rails

Gives your Renault KWID a true SUV look.

8201726534

03 Front Grille Inserts

8201733023

04 Tail Gate Chrome Strip


8201733789

05 Mud Flap Kit

Protects your car from dirt thrown into the air by the tyres.

8201730867

CITY PACK



07 Tail Gate Chrome Strip

8201733789

08 Mud Flap Kit

Protects your car from dirt thrown into the air by the tyres.

8201730867

09 Chrome Headlamp/DRL

8201730868

10 Front Grille Inserts

8201733023

11 Bumper Chrome Garnish

8201730864

12 Bumper Corner Protector Chrome

8201730855

chromo zone



CLIMBER
ICE COOL WHITE
(NM)



MOONLIGHT SILVER
(MP)



CLIMBER
OUTBACK BRONZE
(MP)



FIERY RED
(MP)



CLIMBER EXCLUSIVE
ELECTRIC BLUE
(MP)



CLIMBER
ZANSKAR BLUE
(MP)

dimensions



RENAULT KWID	
DIMENSIONS	
Overall length of vehicle (mm)	3731
Overall width of vehicle (mm)	1579
Overall height of vehicle (mm)	1513
Wheelbase (mm)	2422
Track front and rear (mm)	1387 & 1382
Rear overhang (mm)	607
Ground clearance (mm)	180
Number of doors	5
Tyre size front	165 / 70 R14
Tyre size rear	165 / 70 R14
Number of axles	2
Number of driving axles	1
Number of people	5

the Renault Promise

Parts Availability

Renault ranks amongst South Africa's motor industry leaders in affordable parts pricing.

We strive to ensure an excellent level of parts availability at our Renault Dealerships.

5 Year / 150 000km Warranty

With a 5 year / 150 000km warranty*, you're always covered.

Should you experience any mechanical failure resulting from a defect in an original part(s) on your new Renault vehicle, Renault will cover the cost of repairs for a period of 5 years or 150 000km.

Service / Maintenance Plans

We offer standard or tailor-made options to suit your needs.

Service Plan

Having a Service Plan reduces the costs of servicing your new car. The price of the Service Plan is fixed when you buy your car, so you won't have to worry about inflationary price increases on labour or parts; for the duration of your Service Plan.

Maintenance Plan

Upgrade to a full Maintenance Plan, a comprehensive package that not only covers all your service, maintenance and labour costs over a contract period, but also gives you greater peace-of-mind.

24HR Roadside Assistance

Whatever the emergency, we'll always be there.

Because your personal safety is of utmost importance to us, help is one phone call away.

Simply dial 0861 736 2858 for assistance or for a team to be dispatched to you. Our 24 hour Roadside Assistance Plan covers all new Renault vehicles for a period of 5 years or 150 000km with an option for extension.

*Warranty does not cover wear and tear items such as shock absorbers, brake pads, clutch, cam belt, etc.



Contacts to Remember

Customer Care / Renault Assist:
0861 RENAULT (0861 736 2858)

Renault on the web:
www.renault.co.za

Experience the **NEW RENAULT KWID**
at **www.renault.co.za**



Renault Customer Care Direct Line: 0861 RENAULT or 0861 736 2858

Renault South Africa (Pty) Ltd. reserves the right to modify its models without notice, likewise their characteristics, equipment and accessories.

Renault recommends 

   www.renault.co.za

5
YEAR
WARRANTY
150 000 KM